

Bank OCBC (OCBC Digital)

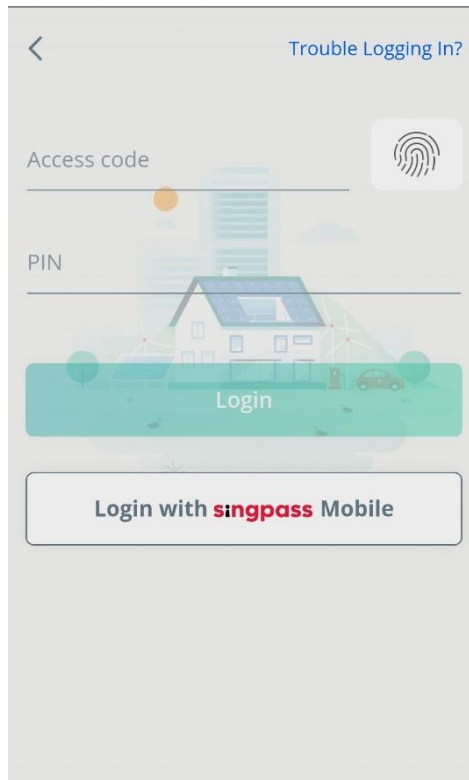


Langkah-langkah untuk Membuat Tokokan Tunai (QR PayNow)

1

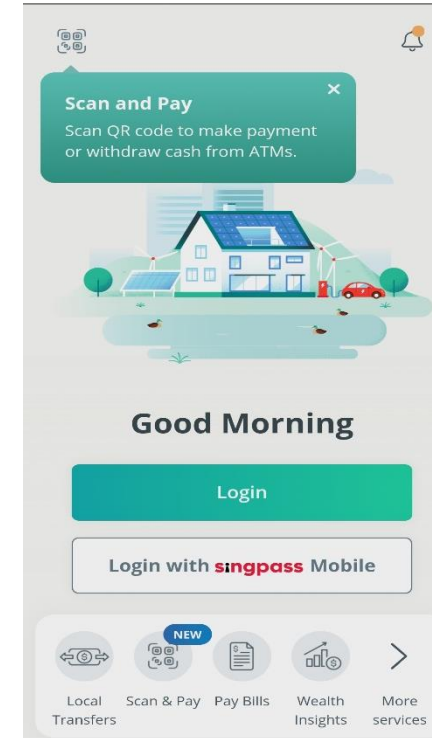
Lancarkan aplikasi OCBC Digital.

Log masuk dengan kod akses dan pin atau cap jari/ID wajah



2

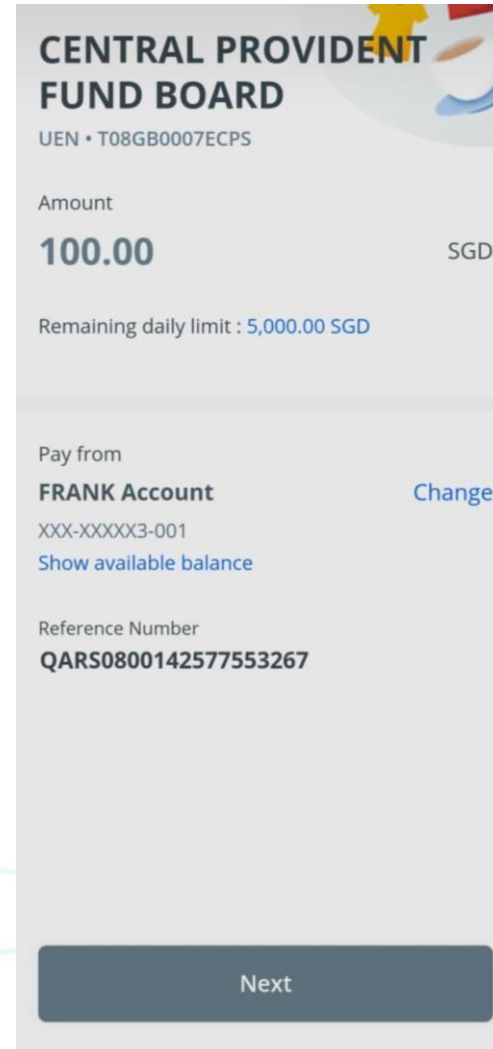
Imbas/Import kod QR PayNow untuk mulakan transaksi anda.



Langkah-langkah untuk Membuat Tokokan Tunai (QR PayNow)

3

Pastikan nama peniaga adalah betul. **"Confirm"** bayaran.



The screenshot displays the 'CENTRAL PROVIDENT FUND BOARD' interface. At the top, it shows the organization's name and UEN (T08GB0007ECPS). The payment amount is set to 100.00 SGD. Below this, it indicates a remaining daily limit of 5,000.00 SGD. The payment source is identified as the 'FRANK Account' (XXX-XXXXX3-001), with a 'Change' link. A 'Show available balance' link is also present. The reference number is QARS0800142577553267. A 'Next' button is located at the bottom of the screen.

CENTRAL PROVIDENT FUND BOARD
UEN • T08GB0007ECPS

Amount
100.00 SGD

Remaining daily limit : 5,000.00 SGD

Pay from
FRANK Account [Change](#)
XXX-XXXXX3-001
[Show available balance](#)

Reference Number
QARS0800142577553267

Next