

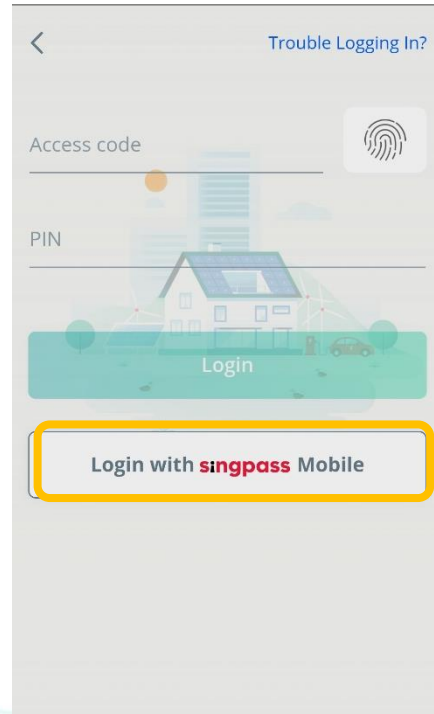
How to register for PayNow with OCBC Digital



OCBC Digital - Register for PayNow

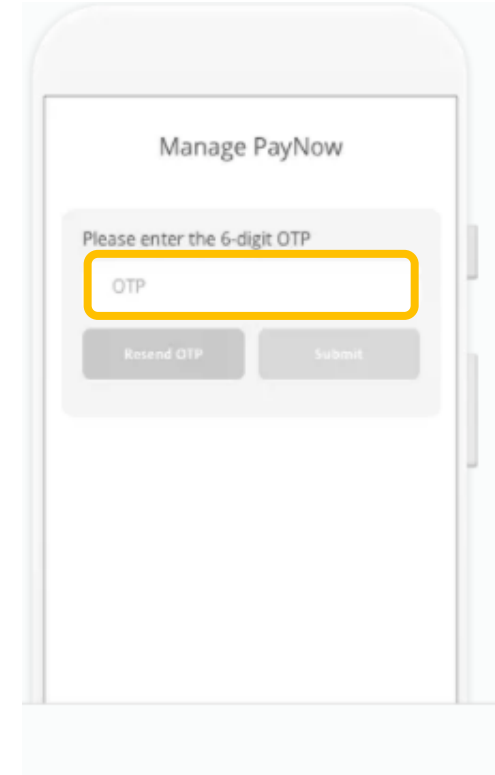
1

Login with access code and pin or fingerprint/face ID



2

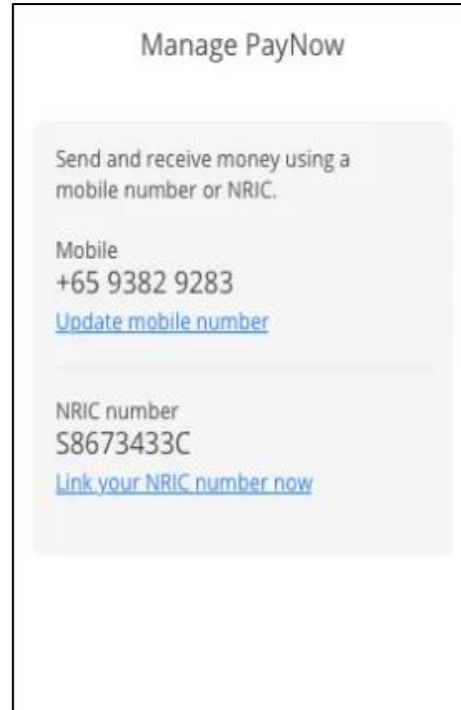
Select "Settings", Manage PayNow. Enter OTP.



OCBC Digital- Register for PayNow

3

Choose NRIC number.
Press Next.



Manage PayNow

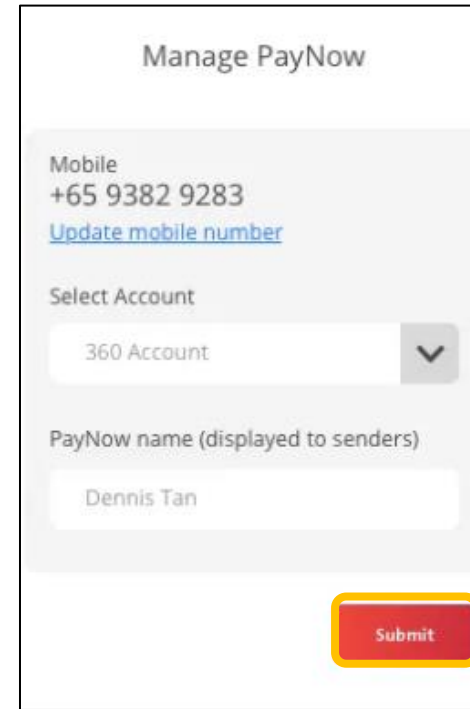
Send and receive money using a mobile number or NRIC.

Mobile
+65 9382 9283
[Update mobile number](#)

NRIC number
S8673433C
[Link your NRIC number now](#)

4

Select account and enter preferred PayNow name.
Click **Submit**.



Manage PayNow

Mobile
+65 9382 9283
[Update mobile number](#)

Select Account
360 Account ▼

PayNow name (displayed to senders)
Dennis Tan

Submit